

Wex Inc. (Discovery Benefits) HSA & FSA Accounts

To login to your account, go to www.wexinc.com and create an account by filling out the following:

User Identification

Complete the information below to verify your identity.

First Name*

Last Name*

Zip Code*

SSN or Employee ID* - -

- OR -


**Tip – please use your full legal name as it appears in ADP. For example, if your name is Patrick, and you go by Pat, please be sure to use Patrick, as that is what is in ADP. Also, make sure to only use your SSN OR your Employee ID.

If you need to order cards for your dependents, you need to add them as a dependent first, then order the cards by using the following instructions.

To add dependents:

Go to: Accounts – Profile – Profile Summary – Add Dependent

Profile / Profile Summary

Profile Update Profile Dependents  Add Dependent

To order cards:


Go to: Accounts – Banking Cards

Next to dependent's name, there should be an option to order a card.

To update your beneficiaries:


Go to Accounts – Profile Summary

Home Accounts Videos & Forms Message Center

ACCOUNTS INVESTMENTS PROFILE  I WANT TO

Account Summary Investments Profile Summary Make an HSA Transaction
Account Activity Investments Banking/Cards View Investments
Dashboard Education Payment Method Manage My Expenses
Statements Login Information Get Help

Scroll down and click on Add Beneficiary. Follow the prompts to add your beneficiaries.

Beneficiaries  Add Beneficiary

No beneficiaries